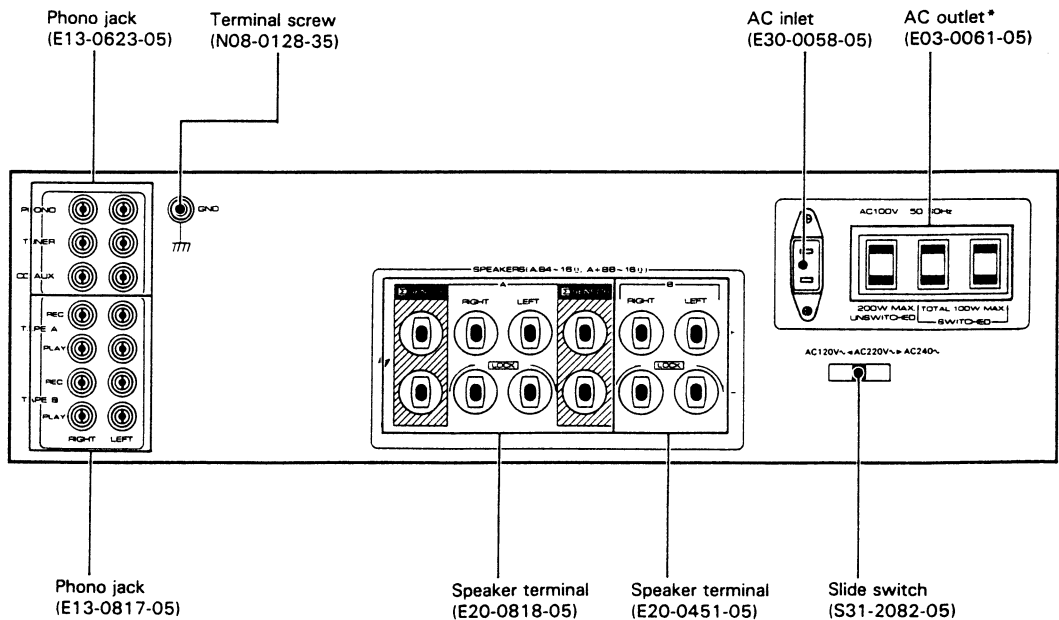
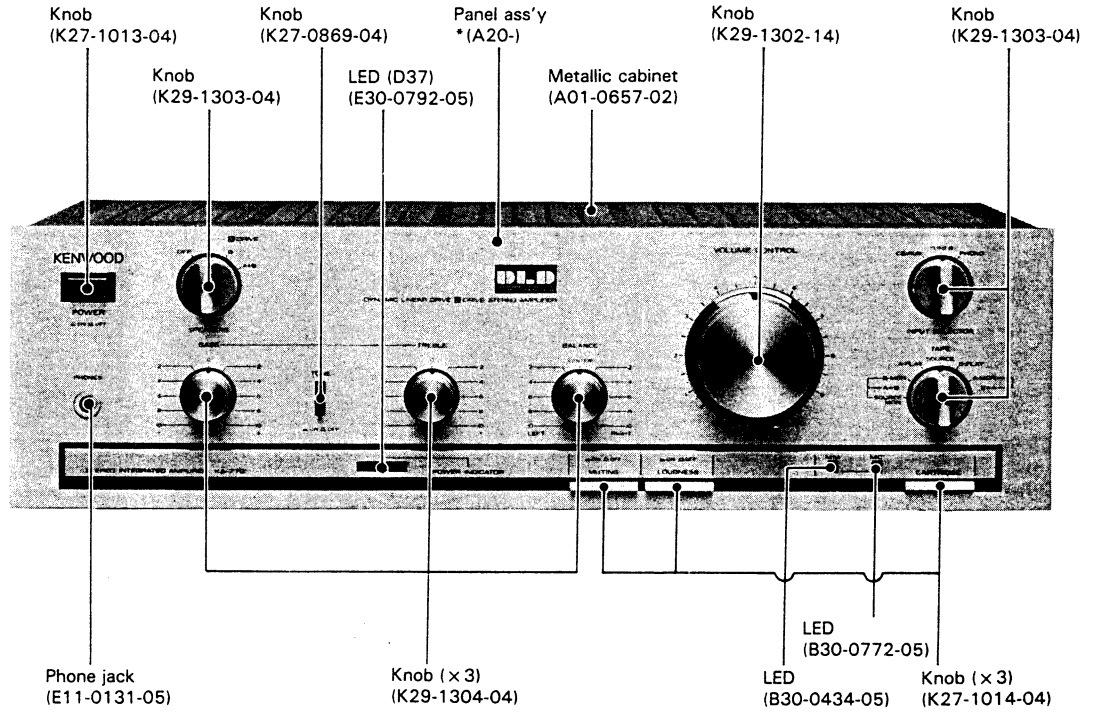


KENWOOD

KA-770

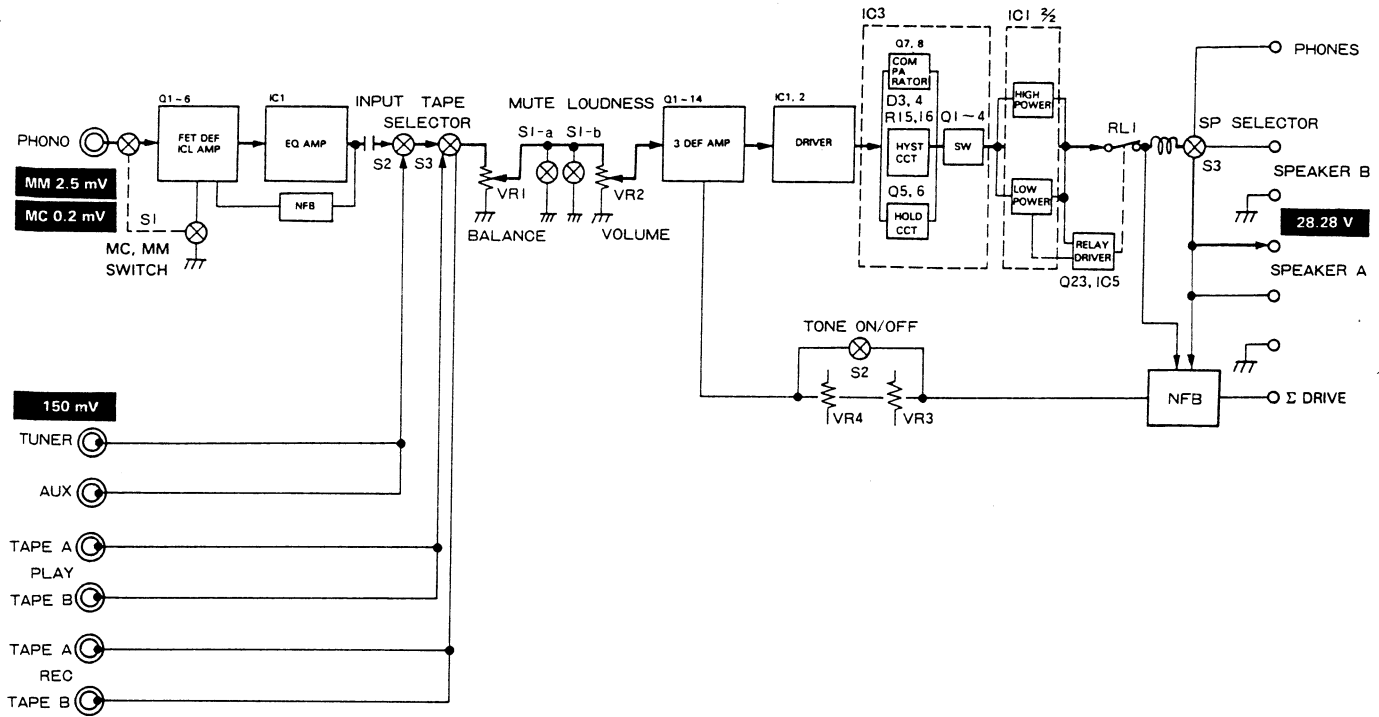
DYNAMIC LINEAR DRIVE DRIVE STEREO INTEGRATED AMPLIFIER



* Refer to Parts List on page 6.

BLOCK/LEVEL DIAGRAM & ADJUSTMENT

BLOCK/LEVEL DIAGRAM



ADJUSTMENT

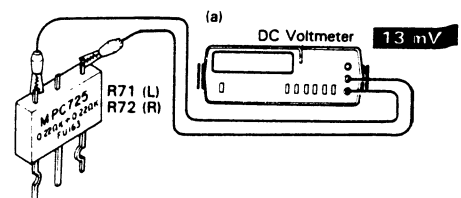
NO.	ITEM	INPUT SETTINGS	OUTPUT SETTINGS	AMPLIFIER SETTINGS	ALIGNMENT POINTS	ALIGN FOR	FIG.
1	IDLE CURRENT	—	Connect a DC voltmeter across R71 (L) R72 (R)	SPEAKER : OFF VOLUME : 0	VR5 (L) VR6 (R)	13 mV	(a)

REGLAGES

N°	ITEM	REGLAGE DE L'ENTREE	REGLAGE DE LA SORTIE	REGLAGE DE L'AMPLIFICATEUR	POINTS L'ALIGNEMENT	ALIGNER POUR	FIG.
1	REGLAGE DU COURANT DE POLARISATION	—	Connecter un voltmètre CC sur R71 (D) R72 (G)	SPEAKER : OFF VOLUME : 0	VR5 (D) VR6 (G)	13 mV	(a)

ABGLEICH


NR.	GEGENSTAND	EINGANGS-EINSTELLUNG	AUSGANGS-EINSTELLUNG	VORSTÄRKER EINSTELLUNG	ABGLEICH-PUNKTE	ABGLEICHEN FÜR	ABB.
1	LEERLAUFSTROM	—	Einen Gleichspannungsmesser über R71 (L) R72 (R) anschließen	SPEAKER : OFF VOLUME : 0	VR5 (L) VR6 (R)	13 mV	(a)



PC BOARD

PREAMPLIFIER UNIT (X08-2100-10) Component side view

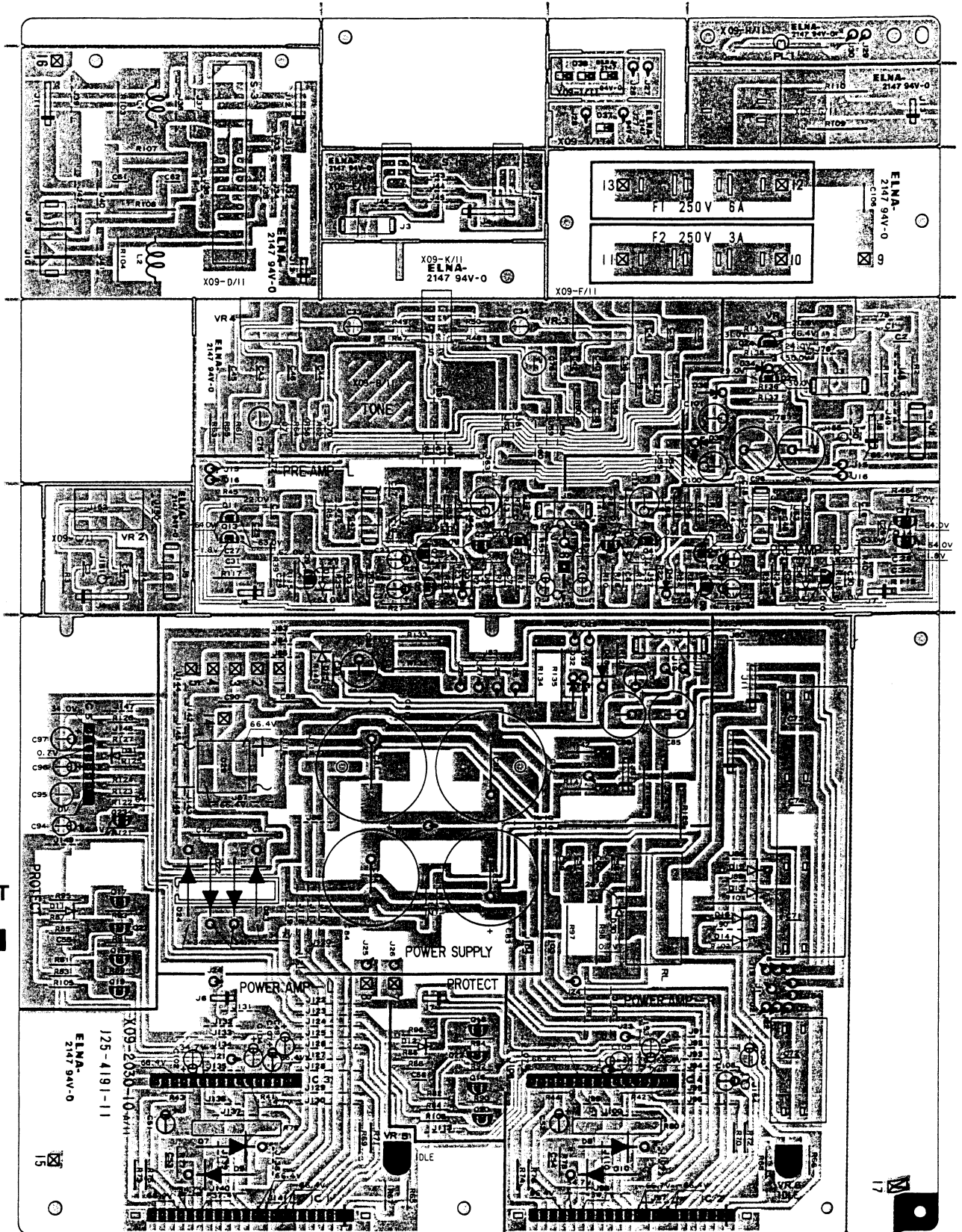
FRONT 



Refer to the schematic diagram for the values of resistors and capacitors. The PC board drawing is viewing from the side easy to check.

PC BOARD

AUDIO UNIT (X09-2030-10) Component side view




Refer to the schematic diagram for the values of resistors and capacitors. The PC board drawing is viewing from the side easy to check.

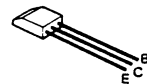
KENWOOD

DYNAMIC LINEAR DRIVE DRIVE STEREO INTEGRATED AMPLIFIER

2SA1124 2SC2320
 2SA733 (A) 2SC2631
 2SA988 2SC2632
 2SA999 2SC945 (A)
 2SC1845



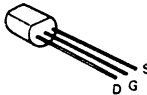
2SD571



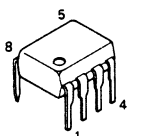
2SA1110
 2SC2590



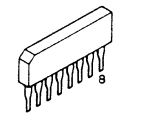
2SK105 2SK163
 2SK105A 2SK170
 2SK105A 2SK301
 2SK163 2SK301



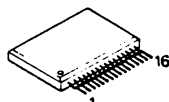
NJM4560D-N



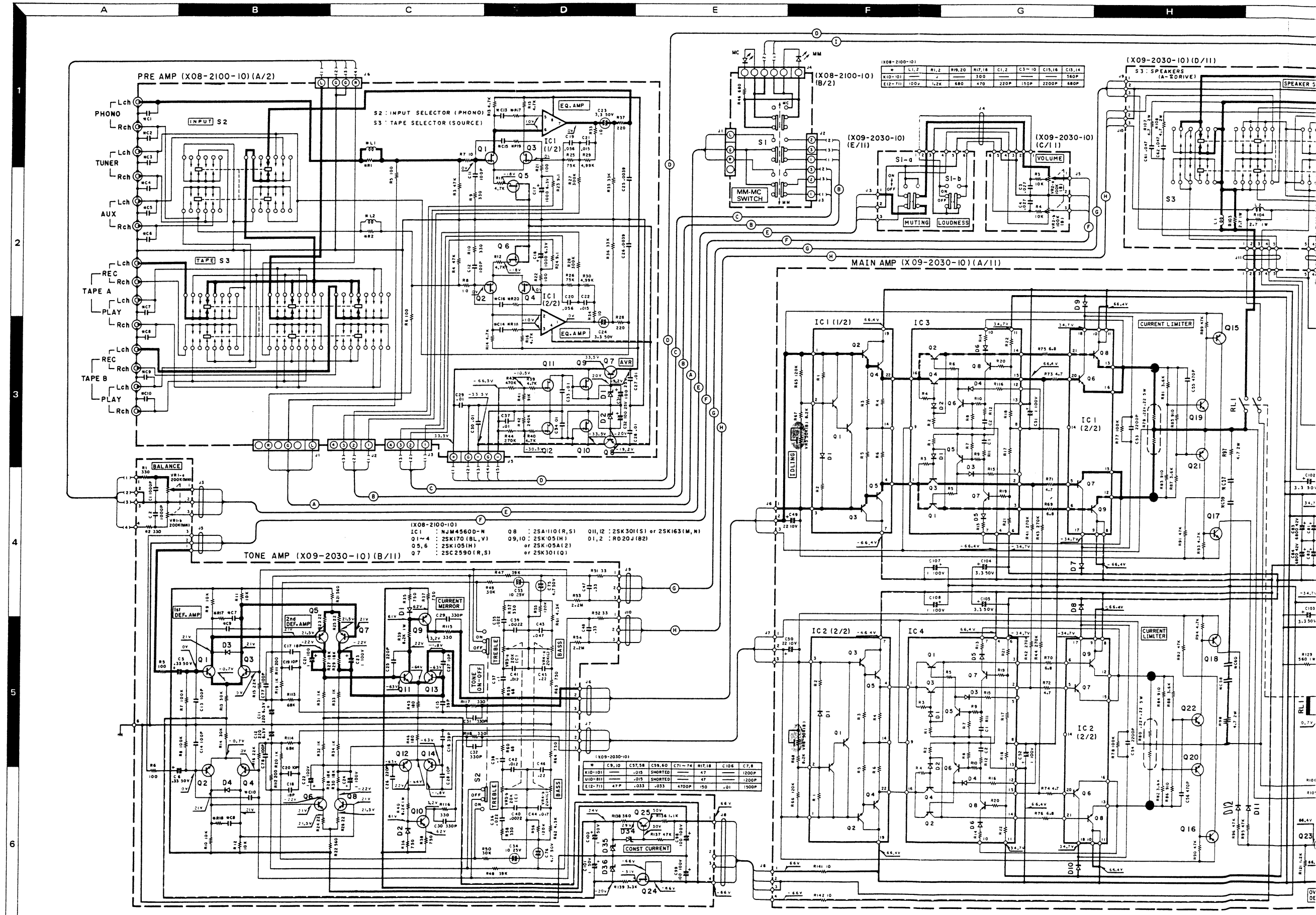
UPC1237H



TA2030



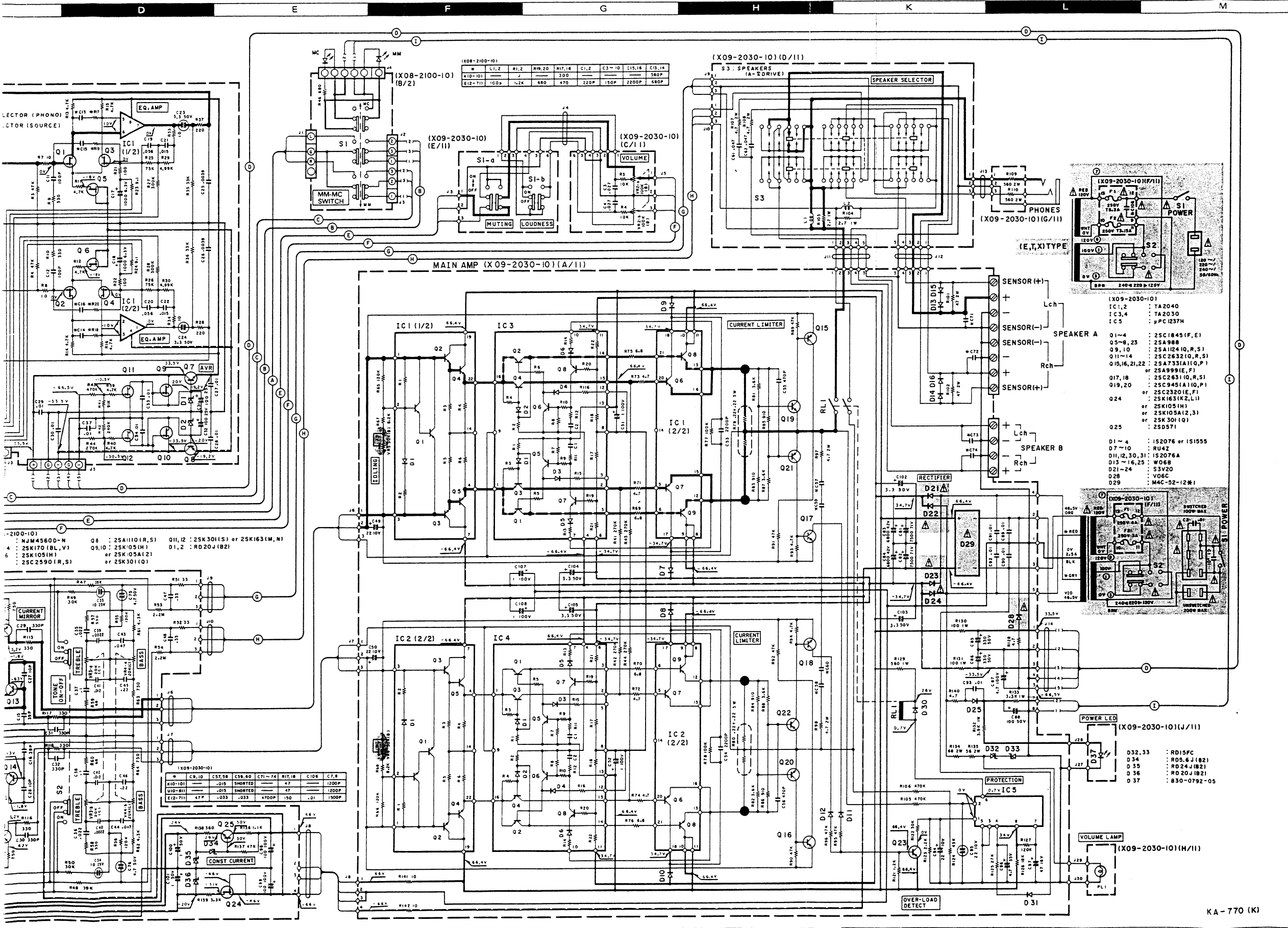
TA2040



CAUTION: For continued safety, replace safety critical components. To reduce the risk of electric shock, acceptably insulated from the supply circuit) before the appli

DYNAMIC LINEAR DRIVE DRIVE STEREO INTEGRATED AMPLIFIER

KA-770



- ### Specifications
- Power Amplifier Section**
- Power Output: 100 watts* per channel minimum RMS, both channels driven at 8 ohms from 20 Hz to 20,000 Hz with no more than 0.007% total harmonic distortion.
 - Both Channels Driven into 8 ohms at 1 kHz: 110 W + 110 W
 - Dynamic Power Output into 4 ohms: 560 W
 - Total Harmonic Distortion (20 Hz to 20,000 Hz) CD/AUX input to SPEAKER output: 0.007% at rated power into 8 ohms, 0.007% at 1/2 rated power into 8 ohms
 - Intermodulation Distortion (60 Hz: 7 kHz = 4:1): 0.007% at rated power into 8 ohms
 - Damping Factor: 1,000, at 50 Hz
 - Frequency Response: 8 Hz to 150 kHz, -3 dB
 - Input Sensitivity/Impedance:
 - Phono MM: 2.5 mV/47 k ohms
 - Phono MC: 0.2 mV/100 ohms
 - Tuner, CD/AUX, Tape: 150 mV/47 k ohms
 - Signal-to-Noise Ratio (IHF, A):
 - Phono MM: 86 dB for 2.5 mV input
 - Phono MC: 69 dB for 0.25 mV input
 - Tuner, CD/AUX, Tape: 107 dB for 150 mV input
 - Maximum Input Level for Phono:
 - MM: 200 mV (RMS), at 1,000 Hz
 - MC: 15 mV (RMS), at 1,000 Hz
 - Output Level/Impedance:
 - Tape REC (Pin): 150 mV/330 ohms
 - Frequency Response for Phono: RIAA standard curve ±0.3 dB (30 Hz to 20,000 Hz)
 - Tone Control:
 - Bass: ±10 dB at 100 Hz
 - Treble: ±10 dB at 10 kHz
 - Loudness Control (at -30 dB VOLUME Level): +10 dB at 100 Hz
- General**
- Power Consumption: 3 A (UL/CSA)
 - AC Outlets: Switched 2, Unswitched 1
 - Dimensions:
 - W: 420 mm (16 1/2")
 - H: 128 mm (5 1/8")
 - D: 338 mm (13 3/8")
 - Weight (Net): 8.7 kg (19.2 lb)

Kenwood follows a policy of continuous advancements in development. For this reason specifications may be changed without notice.

Kenwood poursuit une politique de progrès constants en ce qui concerne le développement. Pour cette raison, les spécifications sont sujettes à modifications sans préavis.

Kenwood strebt ständige Verbesserungen in der Entwicklung an. Daher bleiben Änderungen der technischen Daten jederzeit vorbehalten.

DC voltages are as measured with a high impedance voltmeter with no signal input. Values may vary slightly due to variations between individual instruments or/and units.

Les tensions c.c. doivent être mesurées avec un voltmètre à haute impédance sans signal d'entrée. Les valeurs peuvent différer légèrement du fait des variations inhérentes aux appareils et aux instruments de mesure individuels.

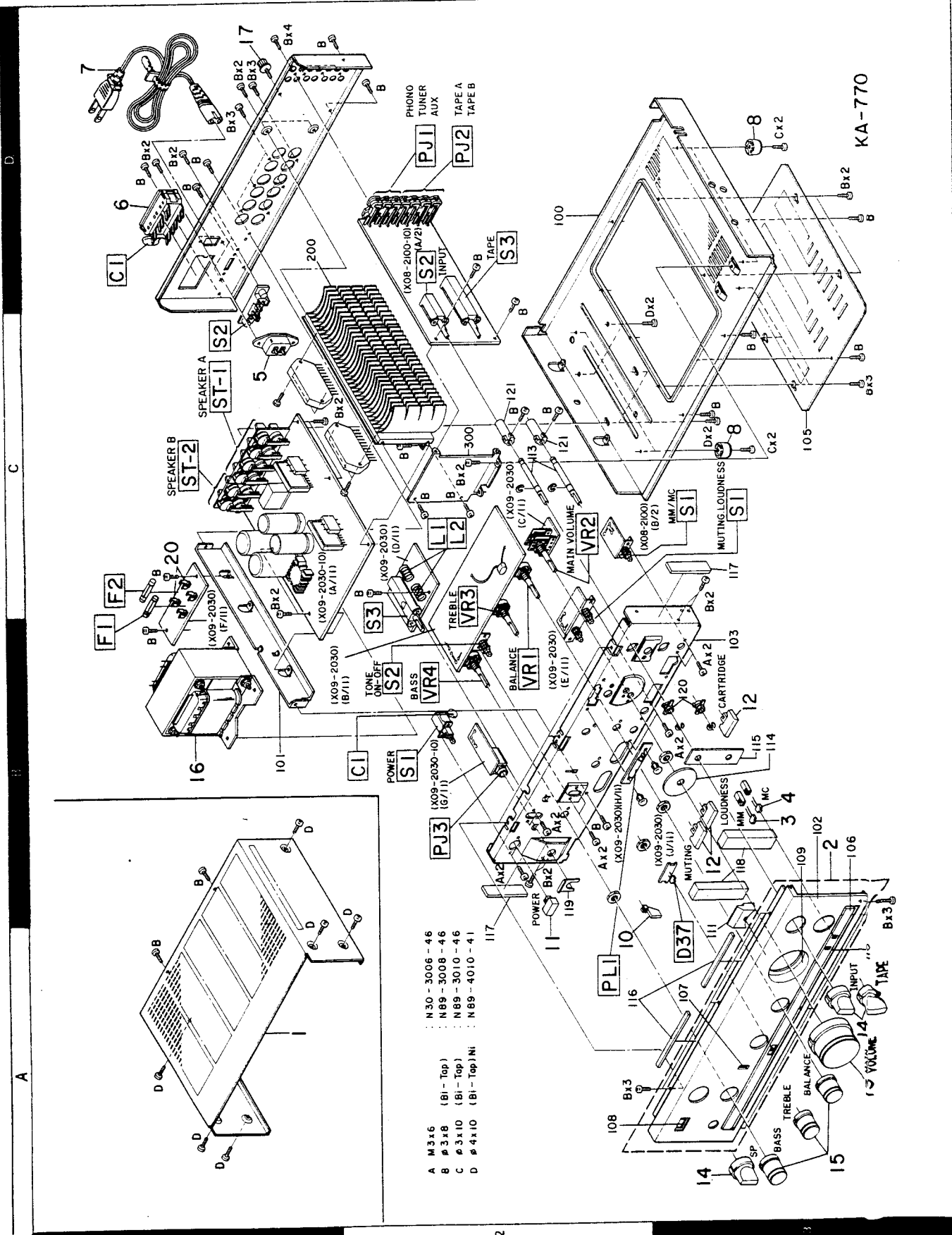
Die angegebenen Gleichspannungswerte wurden mit einem hochohmigen Spannungsmesser ohne Eingangssignal gemessen. Dabei schwanden die Meßwerte aufgrund von Unterschieden zwischen einzelnen Instrumenten oder Geräten u.U. geringfügig.

CAUTION: For continued safety, replace safety critical components only with manufacturer's recommended parts (refer to parts list). Δ Indicates safety critical components. To reduce the risk of electric shock, leakage-current or resistance measurements shall be carried out (exposed parts are acceptably insulated from the supply circuit) before the appliance is returned to the customer.

KA-770

EXPLODED VIEW

Exploded view No. 100-300 are not supplied.
 ▲ indicates safety components.



- A M 3x6
- B # 3x8 (B1 - Top)
- C # 3x10 (B1 - Top)
- D # 4x10 (B1 - Top/NI)
- ▲ N 30 - 3006 - 46
- ▲ N 89 - 3008 - 46
- ▲ N 89 - 3010 - 46
- ▲ N 89 - 4010 - 41

PARTS LIST

* New Parts
 Parts without Parts No. are not supplied.
 Les articles non mentionnés dans le Parts No. ne sont pas fournis.
 Teile ohne Parts No. werden nicht geliefert.

Ref. No. 参照番号	Address 位置	New Parts 新	Parts No. 部品番号	Description 部品名 / 規格	Destination 仕向	Remarks 備考
KA-770 (UNIT)						
1	1A	*	A01-0657-02	METALLIC CABINET		
2	3B	*	A20-3553-02	PANEL ASSY	KPUM	
2	3B	*	A20-3553-02	PANEL ASSY	UE	
2	3B	*	A20-3554-02	PANEL ASSY	T	
3	3B		B30-0434-05	LED (RED..MM) SLP-175D-50		
4	3B	*	B30-0772-05	LED (GRN..MC)		
-			B46-0092-03	WARRANTY CARD	K	
-			B46-0093-03	WARRANTY CARD	P	
-			B46-0094-03	WARRANTY CARD	UE	
-			B46-0095-03	WARRANTY CARD	UE	
-			B46-0096-03	WARRANTY CARD	X	
-			B46-0097-03	WARRANTY CARD	T	
-			B46-0098-03	WARRANTY CARD	E	
-		*	B50-4835-00	INSTRUCTION MANUAL	KPUM	
-		*	B50-4835-00	INSTRUCTION MANUAL	UE	
-		*	B50-4836-00	INSTRUCTION MANUAL	PMXE	
-		*	B50-4837-00	INSTRUCTION MANUAL	T	
-		*	B50-4838-00	INSTRUCTION MANUAL	E	
-		*	B50-4982-00	INSTRUCTION MANUAL	M	
-			B58-0221-04	CAUTION CARD	MXT	
-			B58-0222-14	CAUTION CARD	UE	
-			B58-0223-04	CAUTION CARD	U	
-			B58-0245-23	CAUTION CARD	E	
-			B58-0269-04	CAUTION CARD	K	
-			B59-0092-00	SERVICE DIRECTORY	UE	
△ C1	2B, 1D		C91-0647-05	CERAMIC 0.01UF P	KPUM	
△ C1	2B, 1D		C91-0647-05	CERAMIC 0.01UF P	UE	
△ 5	1C		E03-0058-05	AC INLET		
△ 6	1D		E03-0061-05	AC OUTLET	KPUM	
△ 6	1D		E03-0061-05	AC OUTLET	UE	
△ 7	1D		E30-0726-05	AC POWER CORD (INLET)	E	
△ 7	1D		E30-0728-05	AC POWER CORD (INLET)	T	
△ 7	1D		E30-0729-05	AC POWER CORD (INLET)	X	
△ 7	1D	*	E30-0852-05	AC POWER CORD (INLET)	KPUM	
△ 7	1D	*	E30-0852-05	AC POWER CORD (INLET)	UE	
-		*	H01-4906-04	ITEM CARTON CASE	T	
-		*	H01-4907-04	ITEM CARTON CASE	KPUM	
-		*	H01-4907-04	ITEM CARTON CASE	UE	
-		*	H10-1687-02	POLYSTYRENE FOAMED FIXTURE		
-		*	H10-1688-02	POLYSTYRENE FOAMED FIXTURE		
-			H20-0452-04	PROTECTION COVER		
-			H25-0078-04	PROTECTION BAG		
-			H25-0204-04	PROTECTION BAG		
8	3C, 3D		J02-0126-05	F00T		
10	2A		K27-0869-04	KN0B (BUTTON)... T0NE		
11	2A	*	K27-1013-04	KN0B (BUTTON)... P0WER		
12	3B	*	K27-1014-04	KN0B (BUTTON)... L0UDNESS, ETC..		
13	3A	*	K29-1302-14	KN0B... V0LUME		
14	3A	*	K29-1303-04	KN0B... S0LECT0R		
15	3A	*	K29-1304-04	KN0B... T0NE, B0LANCE		

E: Scandinavia & Europe H: Audio Club K: USA P: Canada △ indicates safety critical components.
 S: South Africa T: England U: PX(Far East, Hawaii)
 UE: AAFES(Europa) X: Australia M: Other Areas

PARTS LIST

* New Parts
 Parts without Parts No. are not supplied.
 Les articles non mentionnés dans le Parts No. ne sont pas fournis.
 Teile ohne Parts No. werden nicht geliefert.

Ref. No. 参照番号	Address 位置	New Parts 新	Parts No. 部品番号	Description 部品名 / 規格	Desti- nation 仕 向	Re- marks 備考
△ 16	1B	*	L01-3196-05	POWER TRANSFORMER		
△ 17	1D		N08-0128-35	TERMINAL SCREW (GND)		
18	1C	*	S31-2082-05	SLIDE SWITCH (POWER)		
△ S1	2B		S40-1073-05	PUSH SWITCH (POWER)		
PREAMPLIFIER UNIT (X08-2100-10)						
C1			CC45FSL1H221J	CERAMIC 220PF J		XTE
C2			CC45FSL1H221J	CERAMIC 220PF J		XTE
C3			CC45FSL1H151J	CERAMIC 150PF J		XTE
C4 ,5			CC45FSL1H151J	CERAMIC 150PF J		XTE
C6			CC45FSL1H151J	CERAMIC 150PF J		XTE
C7			CC45FSL1H151J	CERAMIC 150PF J		XTE
C8			CC45FSL1H151J	CERAMIC 150PF J		XTE
C9			CC45FSL1H151J	CERAMIC 150PF J		XTE
C10			CC45FSL1H151J	CERAMIC 150PF J		XTE
C11 ,12			C91-0088-05	POLYSTY 100PF K		
C13 ,14			CK45FB1H561K	CERAMIC 560PF K		KPUM
C13 ,14			CK45FB1H561K	CERAMIC 560PF K		UE
C13 ,14			CK45FB1H681K	CERAMIC 680PF K		XTE
C15 ,16			CK45FB1H222K	CERAMIC 2200PF K		XTE
C17 ,18			CE04W0J102MEL	ELECTRO 1000UF 6.3WV		
C19 ,20		*	CF92FV1H563J	MF 0.056UF J		
C21 ,22			CF92FV1H153J	MF 0.015UF J		
C23 ,24			CE04HW1H3R3MEL	NP-ELEC 3.3UF 50WV		
C25 ,26		*	CF92FV1H392J	MF 3900PF J		
C27		*	CE04FW1H010MEL	ELECTRO 1.0UF 50WV		
C28			CE04FW1H010MEL	ELECTRO 1.0UF 50WV		
C29 ,30			CF92FV1H103J	MF 0.010UF J		
C31 ,32			CE04FW1E101MEL	ELECTRO 100UF 25WV		
C33 ,34			CK45FF1H103Z	CERAMIC 0.01UF Z		
C37			CK45E2H103P	CERAMIC 0.01UF P		
PJ1	2D	*	E13-0623-05	PHONE JACK (PHONE, TUNER, AUX) 6P		
PJ2	2D	*	E13-0817-05	PHONE JACK (TAPE A, B) 8P		
L1 ,2			L40-1011-43	SMALL FIXED INDUCTOR		XTE
R17 ,18		*	RD14BB2E301JTS	RD 300 J 2E		KPUM
R17 ,18		*	RD14BB2E301JTS	RD 300 J 2E		UE
R23 ,24		*	RD14BB2E9R1JTS	RD 9.1 J 2E		
R25 ,26		*	RN14DK2E753J	RN 75K J 2E		
R27 ,28		*	RN14DK2E304J	RN 300K J 2E		
R29 ,30		*	RN14DK2E4991G	RN 4.99K G 2E		
R42		*	RD14BB2E244JTS	RD 240K J 2E		
S1	3C	*	S40-6021-05	PUSH SWITCH (MM/MC)		
S2	3C	*	S29-4016-05	ROTARY SLIDE SWITCH (INPUT)		
S3	3C	*	S29-6010-05	ROTARY SLIDE SWITCH (TAPE)		
D1 ,2			RD20J(B2)	ZENER DIODE		
IC1			NJM4560D-N	IC		
Q1 -4			2SK170(BL, V)	FET		
Q5 ,6			2SK105(H)	FET		
Q7			2SC2590(R, S)	TRANSISTOR		
Q8			2SA1110(R, S)	TRANSISTOR		
Q9 ,10			2SK105(H)	FET		
Q9 ,10			2SK105A(2)	FET		

E: Scandinavia & Europe H: Audio Club K: USA
 S: South Africa T: England U: PX(Far East, Hawaii)
 [UE]: AAFES(Europe) X: Australia M: Other Areas

P: Canada

△ indicates safety critical components.

KA-770

PARTS LIST

* New Parts
 Parts without Parts No. are not supplied.
 Les articles non mentionnés dans le Parts No. ne sont pas fournis.
 Teile ohne Parts No. werden nicht geliefert.

Ref. No. 参照番号	Address 位置	New Parts 新	Parts No. 部品番号	Description 部品名 / 規格	Desti- nation 仕向	Re- marks 備考
C102-105			CE04FW1H3R3MEL	ELECTRO 3.3UF 50WV		
△ C106			C91-0647-05	CERAMIC 0.01UF P	XTE	
C107,108			CE04FW2A010MEL	ELECTRO 1.0UF 100WV		
PJ3	2B	*	E11-0131-05	PHONE JACK (HEADPHONE)		
ST-1	1C		E20-0818-05	SPEAKER TERMINAL (SPEAKER A)8P		
ST-2	1C		E20-0451-05	SPEAKER TERMINAL (SPEAKER B)4P		
△ F1	1C		F05-6021-05	FUSE 6A 250V	UMUE	
△ F1	1C		F05-6027-05	FUSE (UL) 6A 250V	KP	
△ F1	1C		F05-6321-05	FUSE (SEMKO) 6.3A 250V	XTE	
△ F2	1C		F05-3022-05	FUSE 3A 250V	UMUE	
△ F2	1C		F05-3121-05	FUSE (SEMKO) 3.15A 250V	XTE	
△ F2	1C		F06-3023-05	FUSE (UL) 3A 250V	KP	
20	1C		J13-0041-05	FUSE CLIP	KPUM	
20	1C		J13-0041-05	FUSE CLIP	UE	
21	1C		J13-0054-05	FUSE CLIP	XTE	
L1 ,2			L39-0080-15	PHASE-COMPENSATION COIL		
R21 ,22			RD14GB2E561JTS	FL-PROOF RD 560 J 2E		
R35 -38			RD14GB2E751JTS	FL-PROOF RD 750 J 2E		
R39 ,40			RS14GB3A822JMA	FL-PROOF RS 8.2K J 3A		
R45 ,46			RD14GB2E181JTS	FL-PROOF RD 180 J 2E		
R47 ,48			RN14DK2E393JHD	RN 39K J 2E		
R51 ,52			RD14GB2E330JTS	FL-PROOF RD 33 J 2E		
R53 ,54		*	RD14BB2E225JTS	RD 2.2M J 2E		
R59 ,60		*	RD14BB2E680JTS	RD 68 J 2E		
R63 ,64		*	RD14BB2E751JTS	RD 750 J 2E		
R69 ,70			RD14GB2E6R8JTS	FL-PROOF RD 6.8 J 2E		
R71 -74			RD14GB2E4R7JTS	FL-PROOF RD 4.7 J 2E		
R75 ,76			RD14GB2E6R8JTS	FL-PROOF RD 6.8 J 2E		
R79 ,80			R90-0187-05	MULTI-COMP 0.22X2 K 3H		
R97 ,98			RS14GB3D4R7JMA	FL-PROOF RS 4.7 J 3D		
R101,102			RS14GB3D470JMA	FL-PROOF RS 47 J 3D		
R103,104		*	RS14AB3A2R7J	FL-PROOF RS 2.7 J 3A	UMUEX	
R103,104		*	RS14AB3A2R7J	FL-PROOF RS 2.7 J 3A	TE	
R103,104			RS14GB3A2R7JMA	FL-PROOF RS 2.7 J 3A	KP	
R107,108			RS14GB3D4R7JMA	FL-PROOF RS 4.7 J 3D		
R109,110			RS14GB3D561JMA	FL-PROOF RS 560 J 3D		
R115-118			RD14GB2E331JTS	FL-PROOF RD 330 J 2E		
R128			RD14GB2E4R7JTS	FL-PROOF RD 4.7 J 2E		
R129		*	RS14AB3A561J	FL-PROOF RS 560 J 3A	UMUEX	
R129		*	RS14AB3A561J	FL-PROOF RS 560 J 3A	TE	
R129			RS14GB3A561JMA	FL-PROOF RS 560 J 3A	KP	
R130,131		*	RS14AB3A101J	FL-PROOF RS 100 J 3A	UMUEX	
R130,131		*	RS14AB3A101J	FL-PROOF RS 100 J 3A	TE	
R130,131			RS14GB3A101JMA	FL-PROOF RS 100 J 3A	KP	
R132		*	RS14AB3A392J	FL-PROOF RS 3.9K J 3A	UMUEX	
R132		*	RS14AB3A392J	FL-PROOF RS 3.9K J 3A	TE	
R132			RS14GB3A392JMA	FL-PROOF RS 3.9K J 3A	KP	
R133			RS14GB3A332JMA	FL-PROOF RS 3.3K J 3A		
R134			RS14GB3D680JMA	FL-PROOF RS 68 J 3D		
R135			RS14GB3D560JMA	FL-PROOF RS 56 J 3D		
R136		*	RD14GB2E112JTS	FL-PROOF RD 1.1K J 2E		
R138		*	RD14GB2E361JTS	FL-PROOF RD 360 J 2E		

E: Scandinavia & Europe H: Audio Club K: USA P: Canada △ indicates safety critical components
 S: South Africa T: England U: PX(Far East, Hawaii)
 UE: AAFES(Europe) X: Australia M: Other Areas

PARTS LIST

* New Parts
 Parts without Parts No. are not supplied.
 Les articles non mentionnés dans le Parts No. ne sont pas fournis.
 Teile ohne Parts No. werden nicht geliefert.

Ref. No. 参照番号	Address 位置	New Parts 新	Parts No. 部品番号	Description 部品名 / 規格	Desti- nation 仕 向	Re- marks 備考
R139 R140 R141,142 VR1 VR2	2B 2C	*	RD14GB2E332JTS RD14GB2E4R7JTS RD14GB2E100JTS R06-5098-05 R06-5087-05	FL-PROOF RD 3.3K J 2E FL-PROOF RD 4.7 J 2E FL-PROOF RD 10 J 2E POT. (BARANCE 200KX2)...CLICK POT. (MAIN VOLUME 100KX2)		
VR3 ,4 VR5 ,6	2B,2C	*	R06-3039-05 R12-4306-05	POT. (TONE 20KX2) TRIMMING POT. (IDLE 50K)		
RL1 S1 S2 S3	3C 2B 2B,2C	* * *	S51-2045-05 S42-2098-05 S40-2186-05 S29-6008-05	MAGNETIC RELAY PUSH SWITCH (LOUD.MUTE) PUSH SWITCH (TONE ON/OFF) ROTARY SLIDE SWITCH (SP.SEL)		
D1 ,2 D1 ,2 D3 ,4 D3 ,4 D7 -10			1S1555 1S2076 1S1555 1S2076 RU4Z	DIODE DIODE DIODE DIODE DIODE		
D11 ,12 D13 -16 D21 -24 D25 D28			1S2076A W06B S3V20 W06B V06C	DIODE DIODE DIODE DIODE DIODE		
D29 D30 ,31 D32 ,33 D34 D35			M4C-52-12*1 1S2076A * RD16F(B1) RD5.6J(B2) RD24J(B2)	DIODE DIODE ZENER DIODE ZENER DIODE ZENER DIODE		
D36 IC1 ,2 IC3 ,4 IC5 Q1 -4			RD20J(B2) TA2040 TA2030 UPC1237H 2SC1845(F,E)	ZENER DIODE IC (BUFFER,FINAL)..HYBRID IC (DRIVER)..HYBRID IC (PROTECTION) TRANSISTOR (1ST DEF.AMP)		
Q5 -8 Q9 ,10 Q11 -14 Q15 ,16 Q15 ,16			2SA988 2SA1124(Q,R,S) 2SC2632(Q,R,S) 2SA733(A)(Q,P) 2SA999(E,F)	TRANSISTOR (2ND DEF.AMP) TRANSISTOR (CURRENT MIRROR) TRANSISTOR (3RD DEF.AMP) TRANSISTOR (CURRENT LIMITER) TRANSISTOR (CURRENT LIMITER)		
Q17 ,18 Q19 ,20 Q19 ,20 Q21 ,22 Q21 ,22			2SC2631(Q,R,S) 2SC2320(E,F) 2SC945(A)(Q,P) 2SA733(A)(Q,P) 2SA999(E,F)	TRANSISTOR (CURRENT LIMITER) TRANSISTOR (CURRENT DETECT) TRANSISTOR (CURRENT DETECT) TRANSISTOR (CURRENT DETECT) TRANSISTOR (CURRENT DETECT)		
Q23 Q24 Q24 Q24 Q24			2SA988 2SK105(H) * 2SK105A(2,3) * 2SK163(K2,L1) 2SK301(Q)	TRANSISTOR (OVER LOAD DETECT) FET (REGULATOR) FET (REGULATOR) FET (REGULATOR) FET (REGULATOR)		
Q25		*	2SD571	TRANSISTOR (REGULATOR)		

E: Scandinavia & Europe H: Audio Club K: USA P: Canada Δ indicates safety critical components.
 S: South Africa T: England U: PX(Far East, Hawaii)
 [UE]: AAFES(Europe) X: Australia M: Other Areas

PARTS LIST

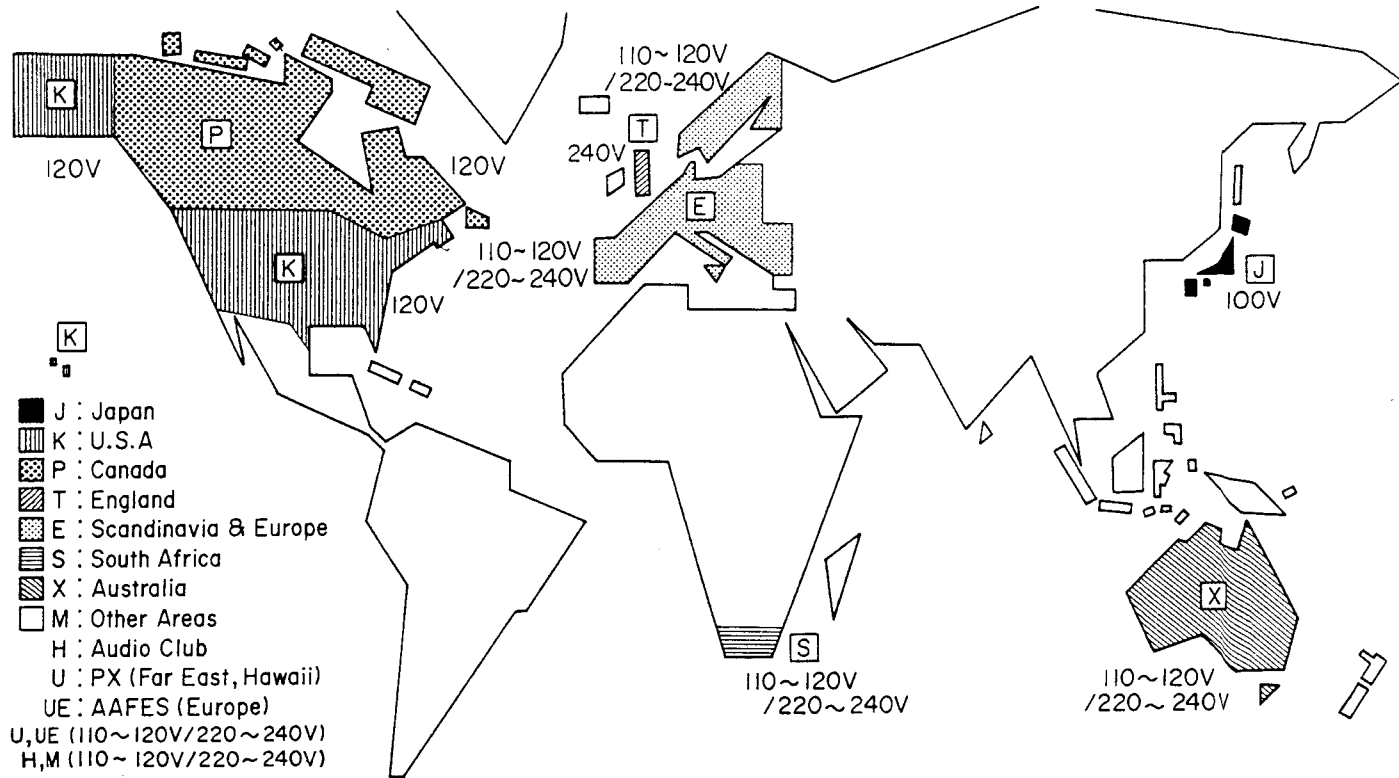
* New Parts
 Parts without Parts No. are not supplied.
 Les articles non mentionnés dans le Parts No. ne sont pas fournis.
 Teile ohne Parts No. werden nicht geliefert.

Ref. No. 参照番号	Address 位置	New Parts 新	Parts No. 部品番号	Description 部品名 / 規格	Desti- nation 仕 向	Re- marks 備考
Q9 ,10 Q11 ,12 Q11 ,12			25K301(Q) 25K163(M,N) 25K301(S)	FET FET FET		
AUDIO UNIT (X09-2030-10)						
D37 PL1	3A 2A	*	B30-0792-05 B30-0769-05	LED (POWER) LAMP (VOLUME)		
C1 ,2 C3 ,4 C5 ,6 C7 ,8 C7 ,8			CC45FSL1H101J CQ93FM1H273J CED4FW1HR33MEL CK45FB1H122K CK45FB1H122K	CERAMIC 100PF J MYLAR 0.027UF J ELECTRO 0.33UF 50WV CERAMIC 1200PF K CERAMIC 1200PF K		KPUM UE
C7 ,8 C9 ,10 C11 ,12 C13 ,14 C15 ,16		*	CK45FB1H152K CC45FSL1H470J CED4FW0J221MEL C91-0088-05 CC45FSL1H390J	CERAMIC 1500PF K CERAMIC 47PF J ELECTRO 220UF 6.3WV POLYSTY 100PF K CERAMIC 39PF J		XTE XTE
C17 ,18 C19 ,20 C21 -24 C25 ,26 C27 ,28		*	CC45FSL1H180J CC45FSL1H100D CED4FW2A010MEL CC45FSL1H221J CC45FSL2H100D	CERAMIC 18PF J CERAMIC 10PF D ELECTRO 1.0UF 100WV CERAMIC 220PF J CERAMIC 10PF D		
C29 -32 C33 ,34 C35 ,36 C37 ,38 C39 ,40			CK45FB1H331K CED4HW1E100MEL CQ93FM1H223J CQ93FM1H104J CQ93FM1H222J	CERAMIC 330PF K NP-ELEC 10UF 25WV MYLAR 0.022UF J MYLAR 0.10UF J MYLAR 2200PF J		
C41 ,42 C43 ,44 C45 ,46 C47 ,48 C49 ,50			CQ93FM1H123J CQ93FM1H473J CQ93FM1H224J CQ93FM1H334J CED4FW1A220MEL	MYLAR 0.012UF J MYLAR 0.047UF J MYLAR 0.22UF J MYLAR 0.33UF J ELECTRO 22UF 10WV		
C51 ,52 C53 ,54 C55 ,56 C57 ,58 C57 ,58		*	CED4W2A010MEL CK45FB2H222K CK45FB1H471K CQ93FM1H153K CQ93FM1H153K	ELECTRO 1.0UF 100WV CERAMIC 2200PF K CERAMIC 470PF K MYLAR 0.015UF K MYLAR 0.015UF K		KPUM UE
C57 ,58 C59 ,60 C61 ,62 C71 -74 C75 ,76			CQ93FM1H333K CQ93FM1H333K CQ93FM1H473K CK45FB1H472K CED4HW1H4R7MEL	MYLAR 0.033UF K MYLAR 0.033UF K MYLAR 0.047UF K CERAMIC 4700PF K NP-ELEC 4.7UF 50WV		XTE XTE XTE
C77 ,78 C81 ,82 C83 ,84 C85 ,86 C87		*	CC45FSL1H101J C90-1265-05 C90-1266-05 CED4FW1H331MEL CED4FW2A4R7MEL	CERAMIC 100PF J ELECTRO 7500UF 71WV ELECTRO 6800UF 42WV ELECTRO 330UF 50WV ELECTRO 4.7UF 100WV		
C88 C89 -93 C94 C95 C96		*	CED4FW1H101MEL CK45E2H103P CED4FW1A220MEL CED4HW1A220MEL CED4FW1V4R7MEL	ELECTRO 100UF 50WV CERAMIC 0.01UF P ELECTRO 22UF 10WV NP-ELEC 22UF 10WV ELECTRO 4.7UF 35WV		
C97 C98 ,99 C100,101		*	CED4FW1C470MEL CED4FW2A101MEL CED4FW1H010MEL	ELECTRO 47UF 16WV ELECTRO 100UF 100WV ELECTRO 1.0UF 50WV		

E: Scandinavia & Europe H: Audio Club K: USA P: Canada Δ indicates safety critical components
 S: South Africa T: England U: PX(Far East, Hawaii)
 UE: AAFES(Europe) X: Australia M: Other Areas

KA-770

WORLD MAP & AREA CODE



Note:

Component and circuitry are subject to modification to insure best operation under differing local conditions. This manual is based on the U.S. (K) standard, and provides information on regional circuit modification through use of alternate schematic diagrams, and information on regional component variations through use of parts list.

TRIO-KENWOOD CORPORATION

Shionogi Shibuya Building, 17-5, 2-chome Shibuya, Shibuya-ku Tokyo 150, Japan

KENWOOD ELECTRONICS

1315 E. Watsoncenter Rd. Carson, California 90745,
75 Seaview Drive, Secaucus, New Jersey 07094, U.S.A.

TRIO-KENWOOD CANADA INC.

1070 Jayson Court, Mississauga, Ontario, Canada L4W 2V5

TRIO-KENWOOD ELECTRONICS, N.V.

Leuvensesteenweg 504 B-1930 Zaventem, Belgium

TRIO-KENWOOD ELECTRONICS GmbH

Rudolf-Brass-Str. 20, 6056 Heusenstamm, West Germany

TRIO-KENWOOD FRANCE S.A.

5, Boulevard Ney, 75018 Paris, France

TRIO-KENWOOD (AUSTRALIA) PTY. LTD. (INCORPORATED IN N.S.W.)

4E Woodcock Place, Lane Cove, N.S.W. 2066, Australia

KENWOOD & LEE ELECTRONICS, LTD.

Wang Kee Building, 5th Floor, 34-37, Connaught Road, Central Hong Kong